



**District Report Card: 2017**


<b>State:</b> Punjab	<b>District:</b> Nawanshahr
<b>Class:</b> 3	<b>Subject:</b> Language
<b>Schools:</b> 61	<b>Students:</b> 822


**Participation/Coverage**


**Students**

<div>GENDER</div> <div></div>	Boys				Girls			
	Number		%		Number		%	
	430		52.31		392		47.69	

<div>AREA</div> <div></div>	Rural				Urban			
	Number		%		Number		%	
	665		80.90		157		19.10	

<div>CATEGORY</div> <div></div>	SC		ST		OBC		GEN	
	Number	%	Number	%	Number	%	Number	%
	472	57.42	1	0.12	116	14.11	233	28.35

<div>CWSN</div> <div></div>	LD	VI	HI	S&LD	ID	Oth
	0	5	0	3	4	3

<div>Management</div> <div></div>	Government			Government-aided		
	Number		%	Number		%
	800		97.32	22		2.68

**Average Performance of Students in Language (%)**

Overall	Gender		Area		Management		Social Group			
	Male	Female	Rural	Urban	Govt.	Aided	SC	ST	OBC	GEN
68.53	69.30	67.69	70.69	59.41	69.52	32.73	68.66	80.00	65.17	69.90

## Performance on Learning Outcomes (LOs)

Learning Outcomes	Description	Average Performance(%)
L304	Reads small texts with comprehension i.e., identifies main ideas, details, sequence and draws conclusions	68.71
L312	Reads printed scripts on the classroom walls: poems, posters, charts etc.	68.18

Range of Performance of Students who Answered Correctly							
Below 30%		30% - 50%		50% - 75%		Above 75%	
Number	%	Number	%	Number	%	Number	%
86	10.46	104	12.65	213	25.91	419	50.97

## Lowest Performing Learning Outcomes (LOs)

1 - Reads printed scripts on the classroom walls: poems, posters, charts etc. (68.18)

2 - Reads small texts with comprehension i.e., identifies main ideas, details, sequence and draws conclusions (68.71)